

RISE



THE
DIOCESE OF
SHEFFIELD
ACADEMIES
TRUST

The St Mary's CE Academy School Newsletter

14th March 2025

“ Rise up, take courage and do it ”

Ezra 10:4



Dear Parents and Carers,

The children are busy practising their Easter songs and would love it if you joined them at Walkley Church on the 24th March, from 9.00 a.m. All visitors are welcome, parents, grandparents, aunties, uncles and friends.

Also, this is a note to any mums, nanas, aunties, special ladies - please join your child in the hall for a Mother's Day celebration of craft, games, books etc.. - Taylor Shaw will be making special biscuits for the morning for any special lady who comes into the hall too. This is on Friday 28th March, 2025 from 8.00 - 8.40 a.m.

For Red Nose Day (Friday March 21st) - please donate a £1 for this worthy cause and wear something red, if you fancy.

Have a great weekend, Mrs Burgess

Dates for your Diary



Monday 17th March - Y3 Fab Finish

Tuesday 18th March - Y5 trip Yorkshire Sculpture Park

Friday 21st March - Red Nose Day - dress in red if you want too.

Monday 24th March - Easter Celebration - at St. Mary's Church - please join us from 9 for drinks.

Tuesday 25th March - Y1 Fab finish

Wednesday 26th March - Y5 Fab Finish

Thursday 27th March - Y3 National Video Game trip

Thursday 27th March - Fab Finish

Friday 28th March - break up for Easter; return to school for Monday 14th April

Friday 18th April/ Monday 21st April - school closed for Good Friday and Easter Monday

Monday 5th May - school closed for May Day bank holiday

Friday 23rd May - school breaks up for half term - return Monday 2nd June

St Mary's CE Academy | Cundy Street, Sheffield, South Yorkshire S6 2WJ



www.st-marys.sheffield.sch.uk



enquiries@sma.dsat.education



Tel: 01142 344461



Well done to the Y6 football team

Well done to the Y6 football team who represented St Mary's at the SFSS Mixed Football tournament at King Edward's. The children played really well but unfortunately we didn't make it through to the next round. Many thanks to the families who came to support.

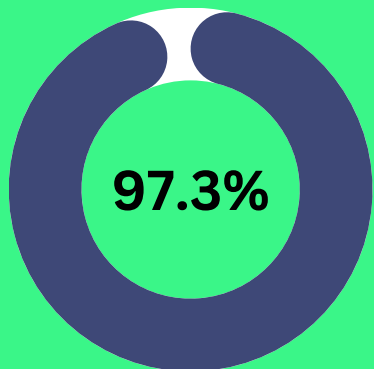
Notice: Local football team Crosspool FC are looking for players, particularly girls who are currently in Y5. (see www.crosspoolfc.com for more information)



Orienteering Event 22 March

The next orienteering event will be at Bolehills Park on Saturday 22 March. There is no need to pre-enter, just turn up on the day. Start times from 12.30 p.m. to 3 p.m. We look forward to seeing lots of children joining the St Mary's team and earning points for the school league!

ATTENDANCE MATTERS

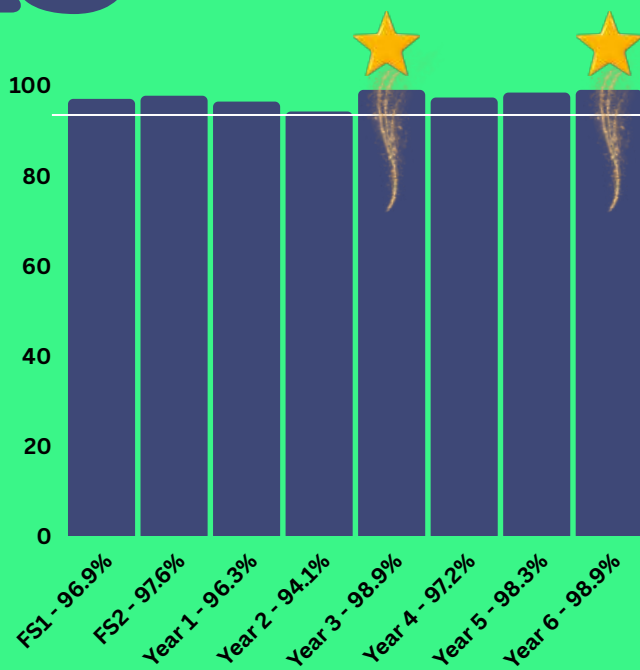


Our whole school attendance for the week (05.03.25 - 12.03.25) is 97.3%

All classes that achieved 96% and above will get an extra 10 minute break.

Y3 and Y6 are joint class winners with an amazing 99.9%! They have an extra break and can also choose an extra attendance treat... **WELL DONE!**

WELL DONE Y3 & 6





Year 6

Studying Sauces

Y6 had an amazing afternoon analysing a range of tomato pasta sauces. They did a taste test of all the products and rated these.

Some children were fasting so they measured out the sugar content of each of the sauces to compare and looked at how many different ingredients were used.

All the children then analysed the ingredients, the cost and the packaging before designing their own packaging.



Nursery

WEAVING WITH THE UNDER AND OVER TECHNIQUE

In Nursery, the children have been practising their weaving skills using the under and over technique.



Reception

Easter Cross Construction

This week in Reception, the children have been learning all about the Easter story. They used construction materials to make their own crosses. I was really impressed with the children's creativity!





Year 5

Our beautiful

Class Codex!

Our beautiful "Class Codex" is up on the wall for everybody to admire! Every child in Y5 contributed one page that answered the question: "**How did the Maya civilisation thrive and why did it eventually decline?**".

The children remembered so much historical knowledge and they tried really hard to present their work beautifully.

We tea-stained the paper to make it look like the tree-bark the Maya would have used and crumpled it up to make it look like it had just been unearthed from an Ancient Maya ruin.

Well done, Year 5!



PERIMETERS


PERIMETERS

Year 3

PERIMETERS



In a Year 3 math lesson this week, students were introduced to perimeter by using Numicon. By arranging the Numicon into rectilinear shapes, they developed a hands-on understanding of measuring and calculating perimeter.



PERIMETERS

PERIMETERS

PERIMETERS

PERIMETERS

PERIMETERS

PERIMETERS

PERIMETERS

PERIMETERS

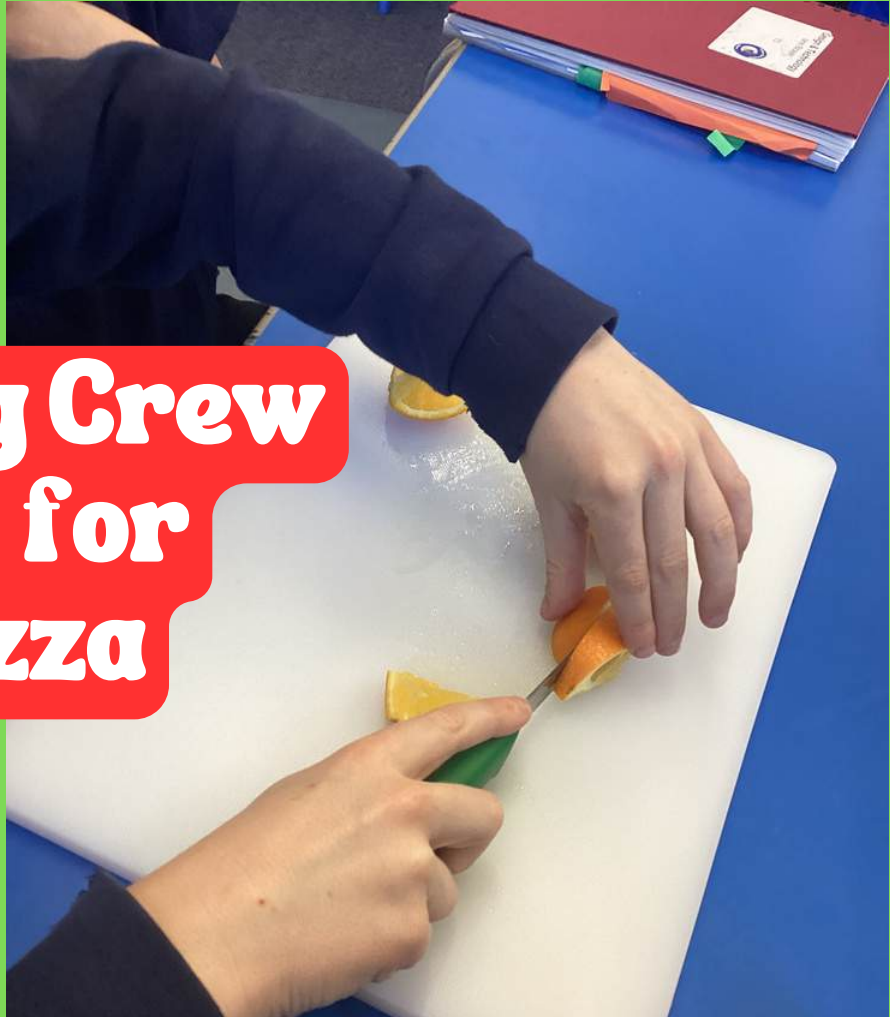
Year 4

The Cutting Crew preparing for making Pizza

Year 4 are loving their current DT unit. We will be designing and making our own pizzas!

As preparation, we have been learning all about safe knife skills before we start our final product. I was very impressed with their bridge and claw technique.

Well done!



Year 1


MEASURING LENGTH AND HEIGHT

In Year 1, the children have been learning how to measure the length and height of objects! Using rulers and even cubes, they've explored how to measure items like books, toys, and their classmates.

They first measured the length of various objects, discovering which were the longest or shortest. Then, they focused on height, comparing how tall things like plants and bookshelves were. The best part was when they compared the length and height of different objects, learning that longer doesn't always mean taller!

Through these activities, Year 1 students have improved their measuring skills and had a lot of fun making comparisons.

Well done, Year 1!



Year 2

Features of Kenya

In geography lessons this week, year 2 have been looking at the human and physical features of Kenya. We compared our findings to those found in Sheffield and uncovered some interesting similarities and dramatic differences.

Good job year 2!



Soup, soup, glorious soup!

Taylor Shaw (our food provider) came and worked with a group of Year 6 to help teach them how to make a soup.

The group were really sensible and amazing to work with. They all took home the soup they had made!

